

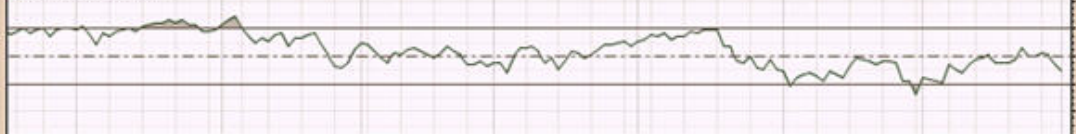
SPY (S&P 500 SPDRs) NYSE

© StockCharts.com

1-Oct-1998

Open 87.17 High 88.50 Low 85.40 Last 86.12 Volume 15.3M Chg -2.56 (-2.89%)

RSI(14) 39.30

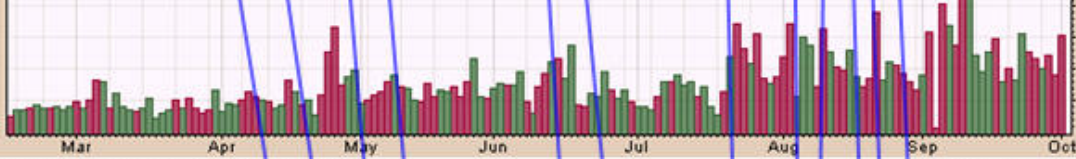


SPY (Daily) 86.12

1998 SPY



Volume 15,301,559



XLF (Financials Select Sector SPDR) NYSE + BATS

© StockCharts.com

27-Aug-2010 11:19am

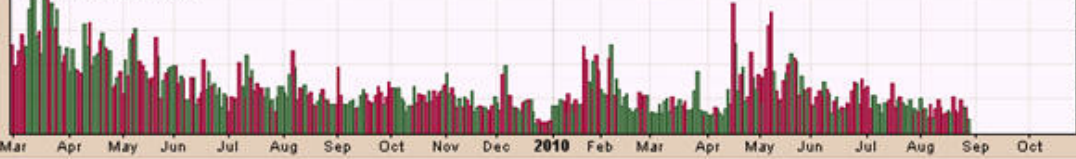
Open 13.50 High 13.85 Low 13.35 Last 13.83 Volume 36.3M Chg +0.19 (+1.41%)

MA(5) 13.63
MA(50) 14.33
MA(200) 14.82

Current XLF



Volume 36,260,224



XLF (Financials Select Sector SPDR) NYSE + BATS © StockCharts.com
27-Aug-2010 11:15am Open 13.50 High 13.85 Low 13.35 Last 13.64 Volume 36.0M Chg +0.20 (+1.49%)

