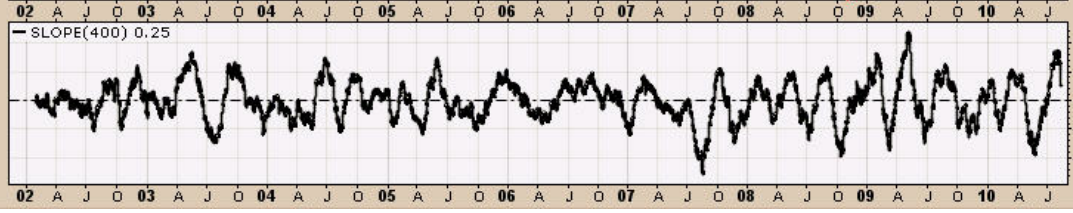
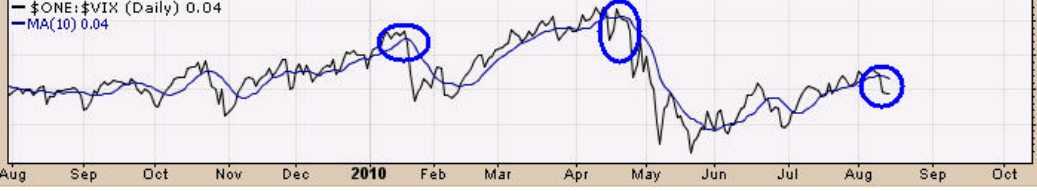
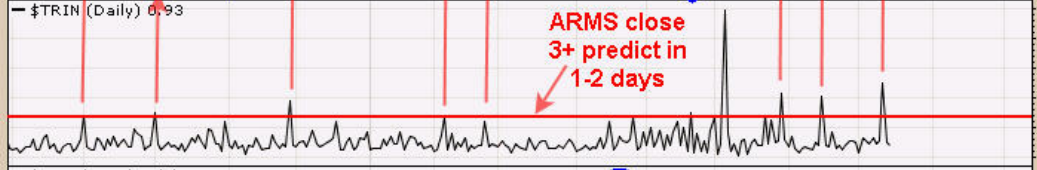
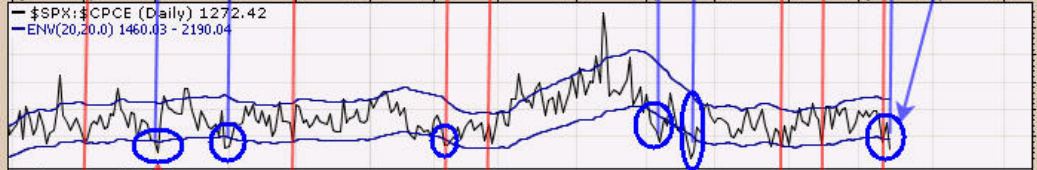


\$TICK (NYSE - Tick) INDX
13-Aug-2010 10:29am
Open 728.00 High 839.00 Low -725.00 Last 191.00 Chg +537.00 (+155.20%)



SPY (S&P 500 SPDRs) NYSE + BATS © StockCharts.com
13-Aug-2010 11:02am Open 108.29 High 108.96 Low 107.80 Last 108.43 Volume 54.1M Chg -0.20 (-0.18%)



\$SPXA50R (S&P 500 Percent of Stocks Above 50 Day Moving Average (EOD)) INDXX © StockCharts.com
12-Aug-2010 **Open 46.20 High 46.20 Low 46.20 Close 46.20 Chg -6.00 (-11.49%)**

