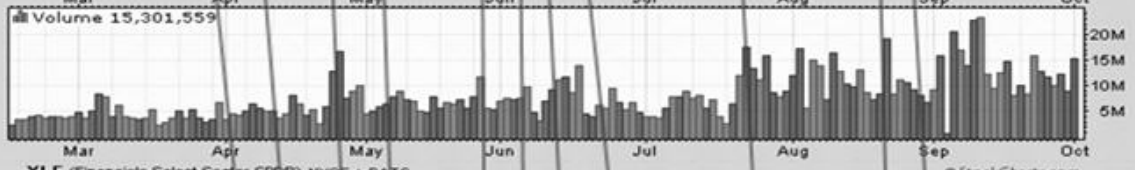
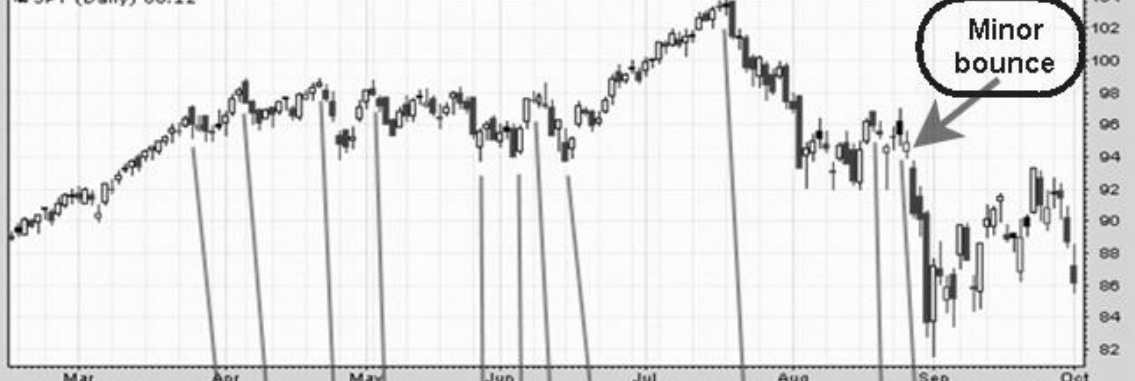
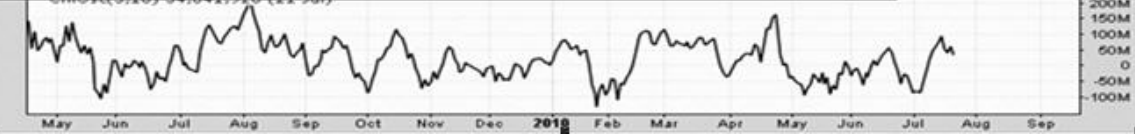
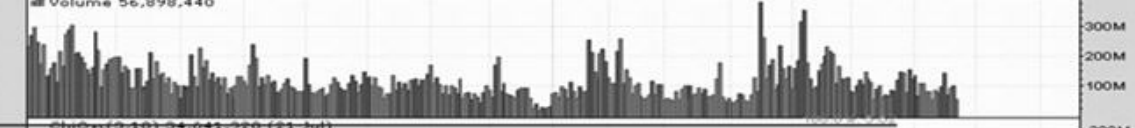


SPY (S&P 500 SPDRs) NYSE + BATS © StockCharts.com
 1-Oct-1998 4:00pm
 Open 87.17 High 88.50 Low 85.49 Last 86.12 Volume 15.3M Chg -2.56 (-2.89%)



XLF (Financials Select Sector SPDR) NYSE + BATS © StockCharts.com
 22-Jul-2010 3:45pm
 Open 14.22 High 14.51 Low 14.10 Last 14.44 Volume 56.9M Chg +0.41 (+2.89%)



23-Jul-2010 10:49 am

Open 14.15 High 14.54 Low 13.84 Last 14.45 Volume 367.3M Chg +0.32 (+2.27%)

RSI(14) 47.79

