

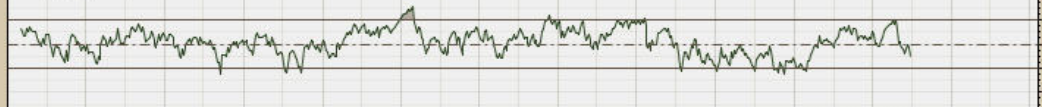
XLF (Financials Select Sector SPDR) NYSE + BATS

© StockCharts.com

2-Jul-2010 10:42am

Open 14.65 High 14.69 Low 13.34 Last 13.65 Volume 506.9M Chg -0.99 (-6.73%)

RSI(14) 39.48



XLF (Weekly) 13.65 Full STO %K(20,20) %D(3) 58.95, 59.15

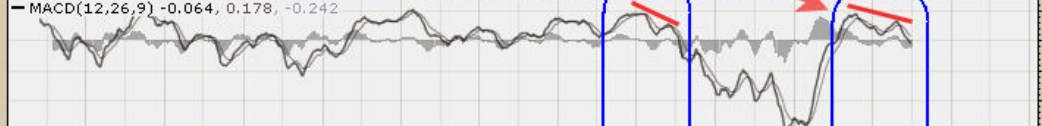


1999 2000 2001 2002 2003 2004 2005 2006 2007 2008 2009 2010 2011 2012

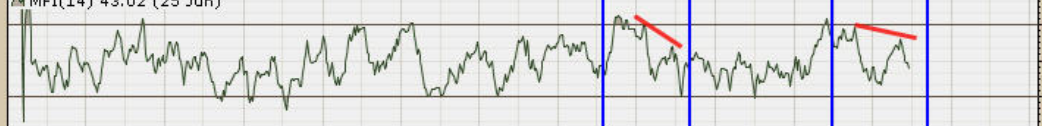
Volume 506,865,600



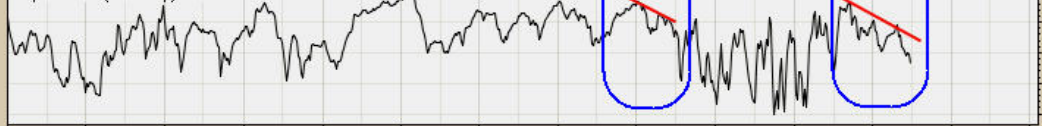
MACD(12,26,9) -0.064, 0.178, -0.242



MFI(14) 43.02 (25 Jun)



\$BPFINA (Weekly) 41.28



1999 2000 2001 2002 2003 2004 2005 2006 2007 2008 2009 2010 2011 2012

**XLF (Financials Select Sector SPDR) NYSE + BATS** © StockCharts.com  
2-Jul-2010 10:57 am **Open 13.78 High 14.15 Low 13.57 Last 13.57 Volume 17.0M Chg -0.11 (-0.80%)**

